



2024 annual report to the Community

Pimpala Primary School

Pimpala Primary School number: 1059

Partnership: Panalatinga



School principal:

Belinda Finlay-Smith

Signature

Date of endorsement:

12/03/2025



Government
of South Australia
Department for Education

Context Statement

Pimpala Primary School caters for students from R-6. At the time of this report, the enrolment in 2024 is 252. Pimpala Primary School is classified as Category 4 on the Department for Education Index of Educational Disadvantage. At the time of this report, the school population includes 6% Aboriginal students, 14% students with disabilities, 2% students with English as an additional language or dialect (EALD) funded background, 2% children/young people in care. Further information about the school is available on the school's website (including its context statement), as well as the My School website.

Data Source: Department for Education data holdings from Mid census captured in AUGUST 2024.

Governing Council Report

2024 has seen big changes to the school setting at Pimpala. The building works have impacted the daily routines for all staff and students. They have all shown great resilience to be able to consistently adapt to their surroundings. Our small group of Governing Council members have shown dedication to supporting the school and community through another successful year.

Pimpala Out of School Hours Care continues to remain a large part of the school community. OSHC moved into the new school build shared space and they will continue to add value to our school. Governing Council is committed to supporting OSHC. They continue to provide a well-run service with great feedback given from the community. They have shown they are adaptable in the way they operate, through many challenges. I would like to thank Jack for his dedication to the ongoing growth of the OSHC and wish him all the best in his future endeavours.

Canteen ran for the majority of 2024. Ongoing challenges with product range and restrictive guidelines have seen us decide to close the canteen at the end of the year. This decision was not taken lightly, and we are aiming to continue to look at alternate options and increase our special lunch events.

The Governing Council continue to support many successful fundraisers throughout the year. The key events completed were Easter Raffle (\$2,0168, Colour Fun-Run (\$2,476), Mother's Day (\$1,987, Father's Day Stall (\$2,106), Sports Day (\$3,581) and End of year Raffle (\$3,721). Money raised went towards the introduction of the new uniform, with us being able to supply a free polo top to all students.

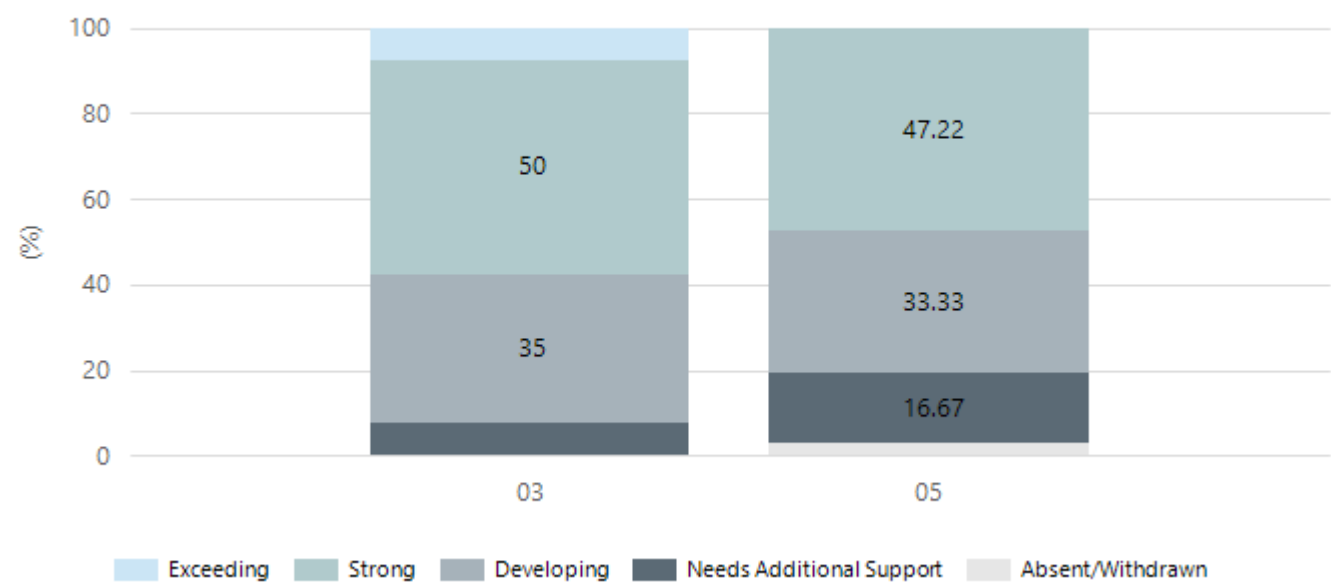
I am excited to see some new members to Governing Council in 2025 and thank the outgoing committee members for the support they have given to the school Community.

Performance Summary

NAPLAN Proficiency

In 2023 the Australian Curriculum, Assessment and Reporting Authority (ACARA) - a Commonwealth Independent statutory authority - announced changes to NAPLAN performance reporting. The new approach replaces the previous numerical NAPLAN bands and the national minimum standard.

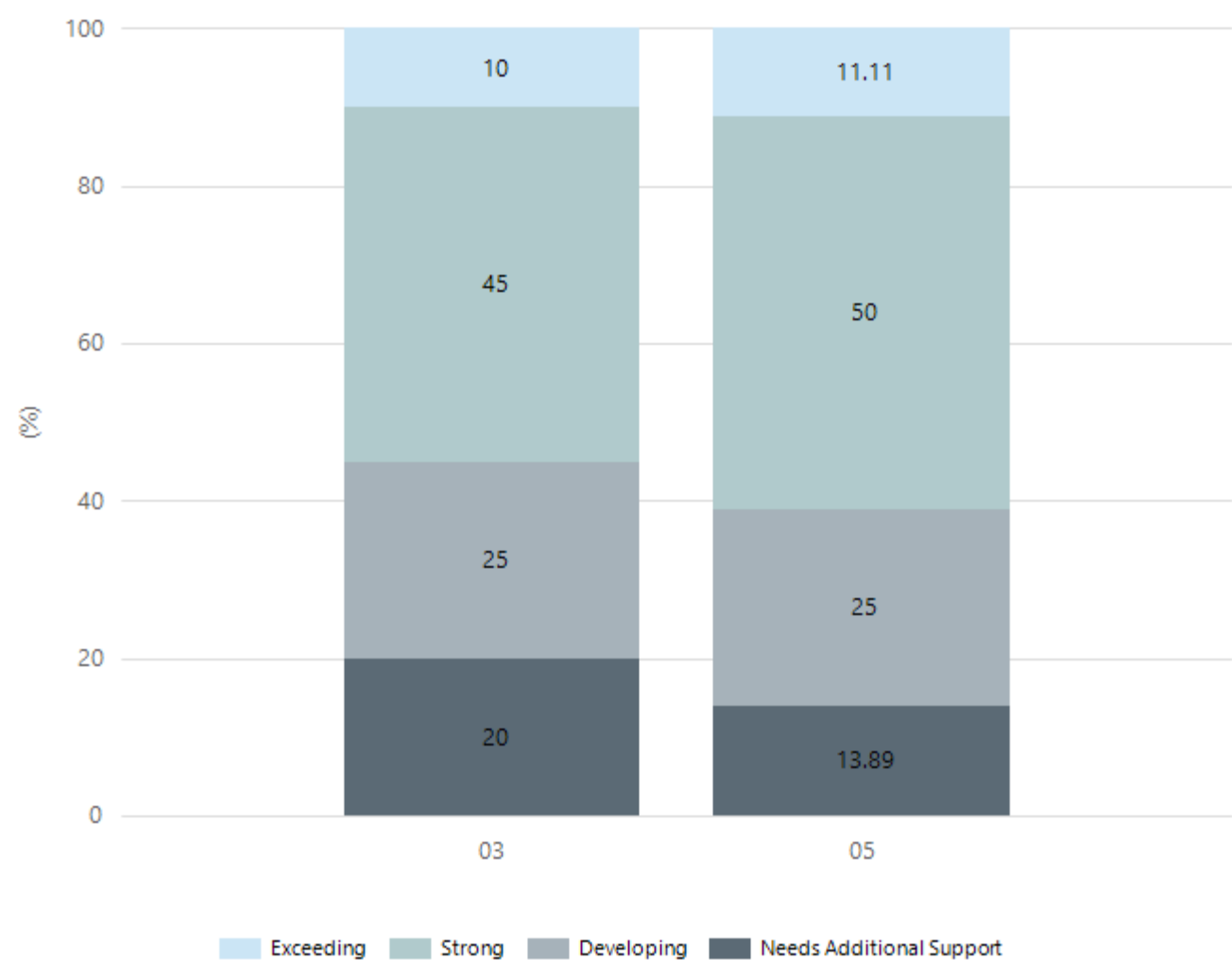
Numeracy



Year Level	03	05
Exceeding	3	
Strong	20	17
Developing	14	12
Needs Additional Support	3	6
Absent/Withdrawn		1
Total	40	36

Data Source: Department for Education Assessment Data Holdings, 2024. If there are less than 6 students who sat NAPLAN in a school, no information will be shown. If a year level has less than 6 students, that year level will not be shown in NAPLAN results.

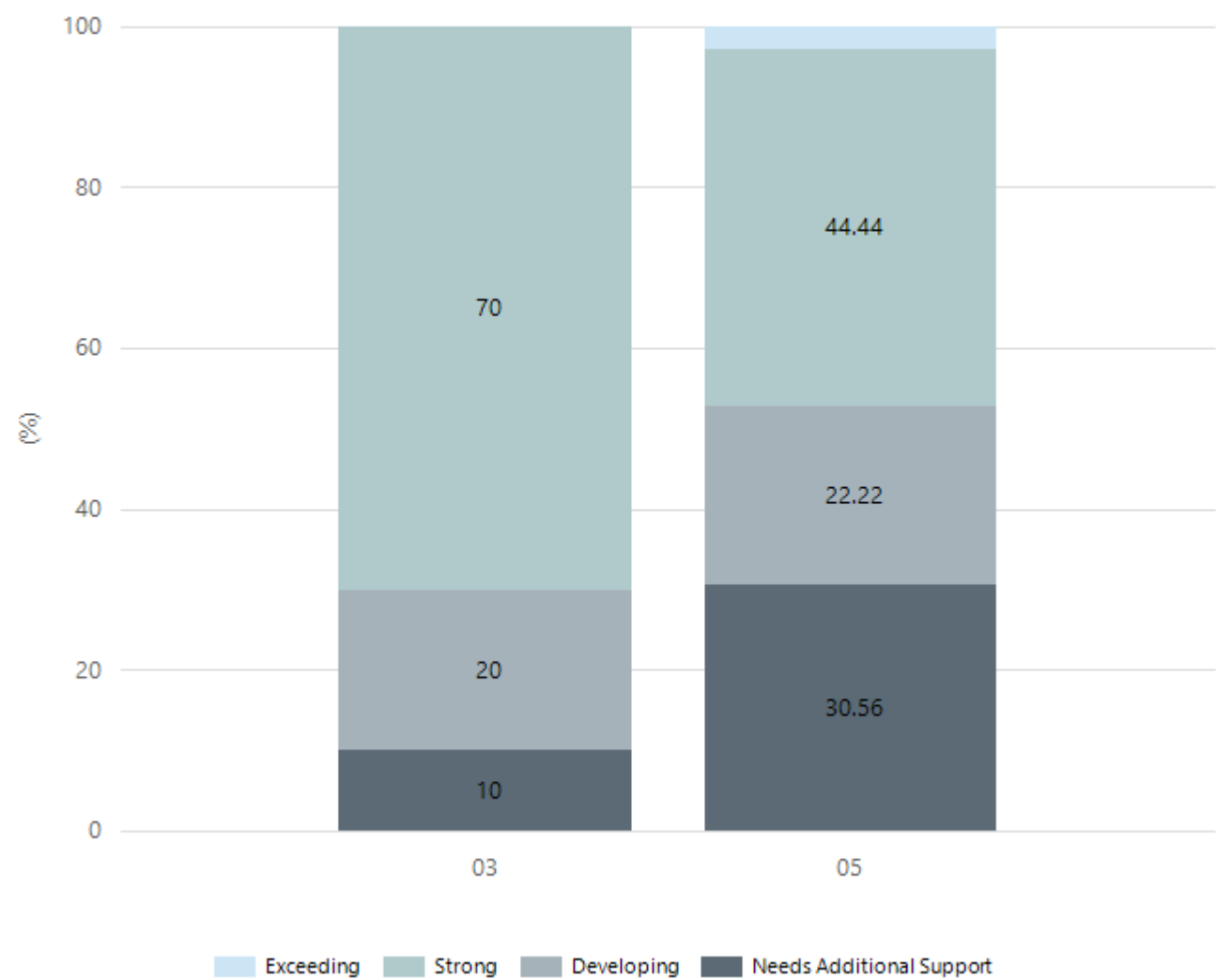
Reading



Year Level	03	05
Exceeding	4	4
Strong	18	18
Developing	10	9
Needs Additional Support	8	5
Total	40	36

Data Source: Department for Education Assessment Data Holdings, 2024. If there are less than 6 students who sat NAPLAN in a school, no information will be shown. If a year level has less than 6 students, that year level will not be shown in NAPLAN results.

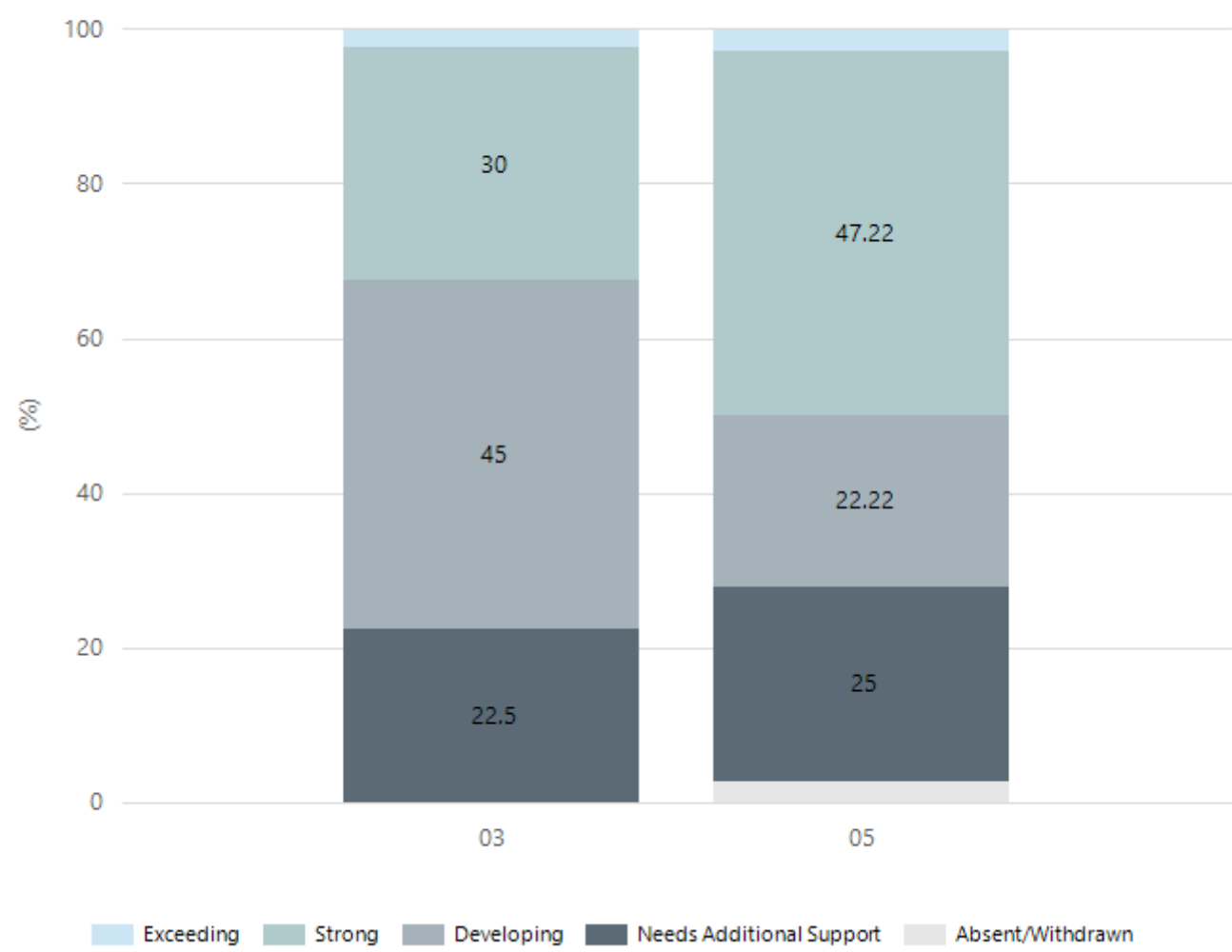
Writing



Year Level	03	05
Exceeding		1
Strong	28	16
Developing	8	8
Needs Additional Support	4	11
Total	40	36

Data Source: Department for Education Assessment Data Holdings, 2024. If there are less than 6 students who sat NAPLAN in a school, no information will be shown. If a year level has less than 6 students, that year level will not be shown in NAPLAN results.

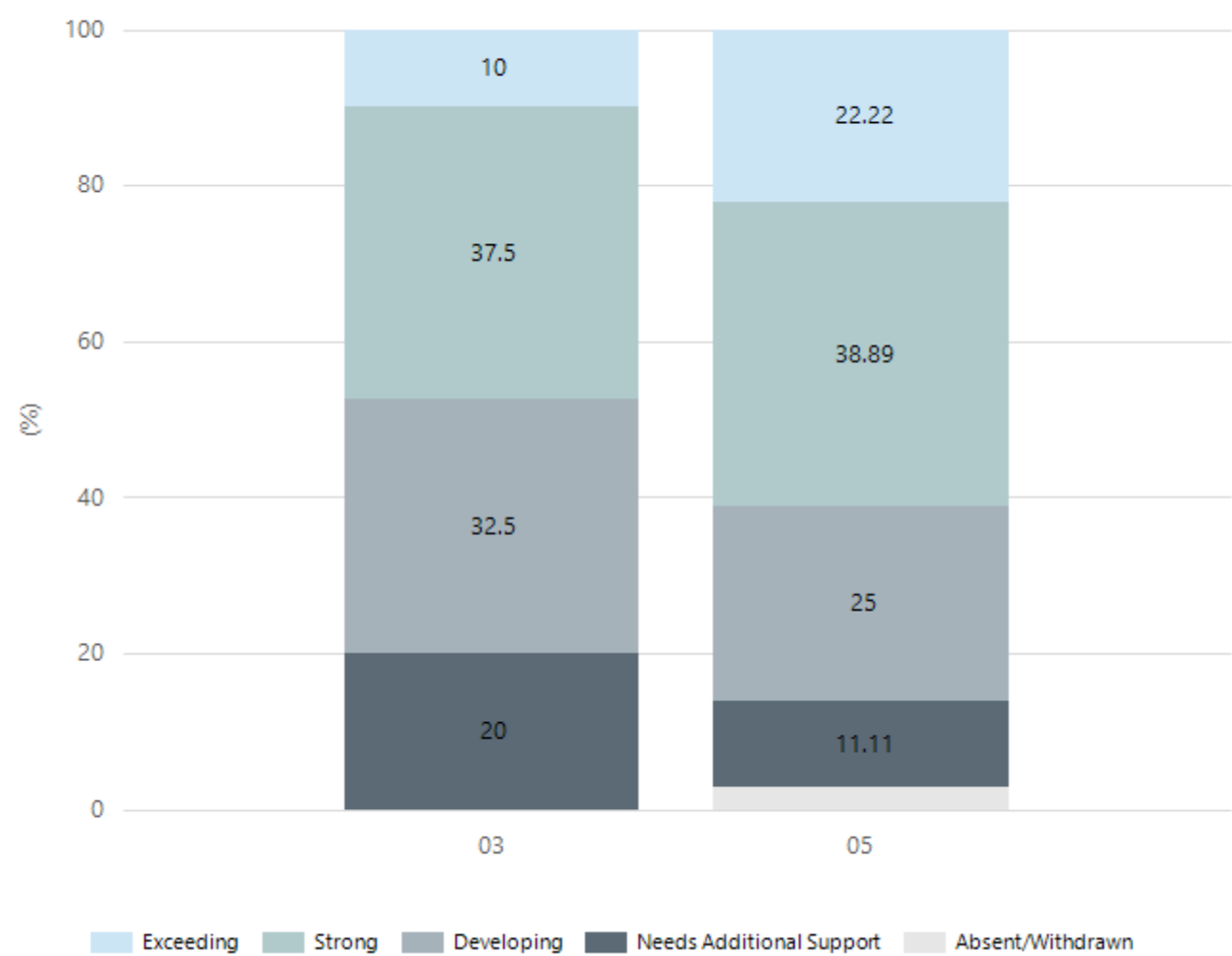
Grammar



Year Level	03	05
Exceeding	1	1
Strong	12	17
Developing	18	8
Needs Additional Support	9	9
Absent/Withdrawn		1
Total	40	36

Data Source: Department for Education Assessment Data Holdings, 2024. If there are less than 6 students who sat NAPLAN in a school, no information will be shown. If a year level has less than 6 students, that year level will not be shown in NAPLAN results.

Spelling



Year Level	03	05
Exceeding	4	8
Strong	15	14
Developing	13	9
Needs Additional Support	8	4
Absent/Withdrawn		1
Total	40	36

Data Source: Department for Education Assessment Data Holdings, 2024. If there are less than 6 students who sat NAPLAN in a school, no information will be shown. If a year level has less than 6 students, that year level will not be shown in NAPLAN results.

School Attendance

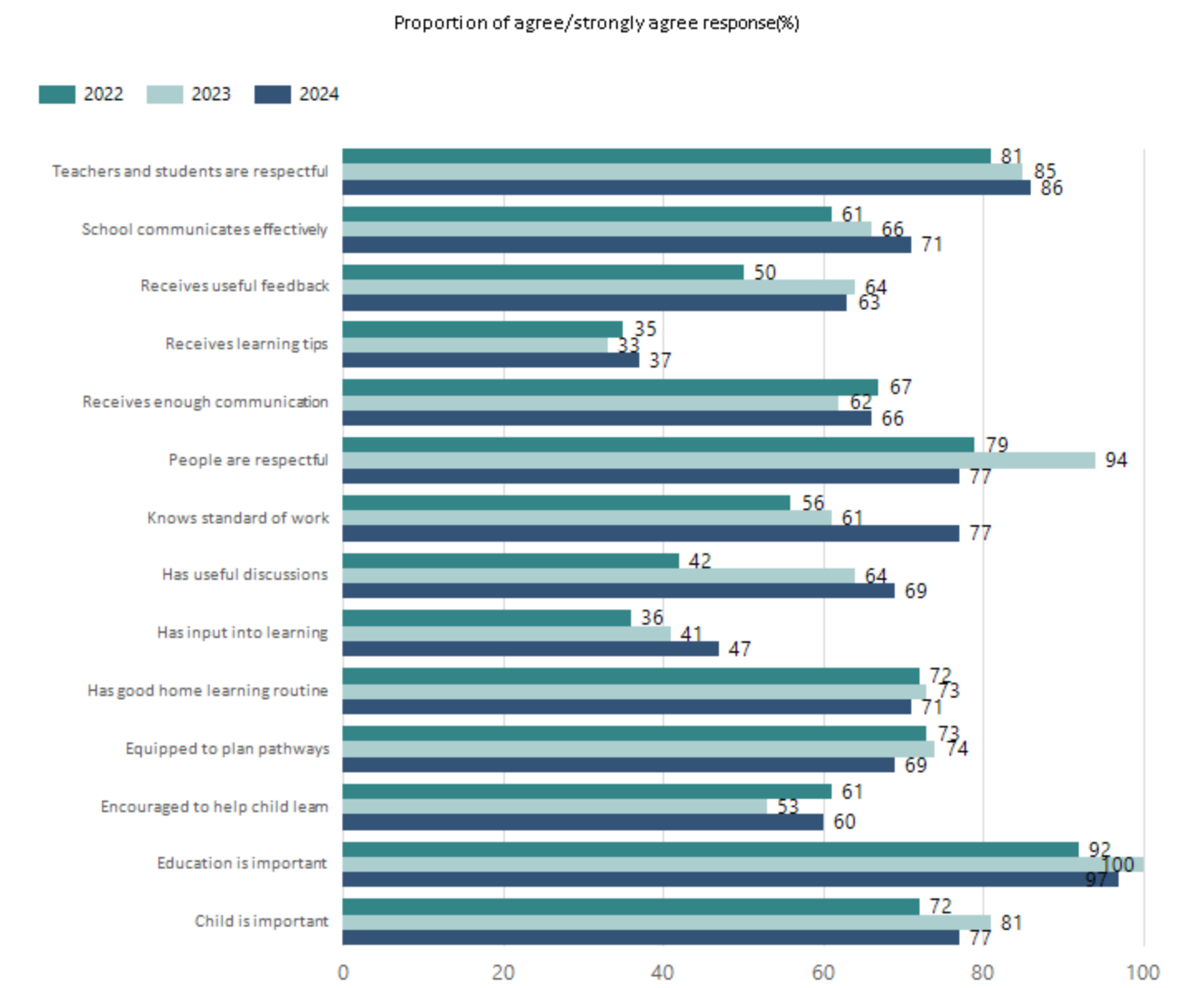
Year Level	2022	2023	2024
Reception	86.1%	87.6%	91.5%
Year 01	87.3%	89.9%	90.5%
Year 02	87.1%	87.3%	91.8%
Year 03	85.5%	90.5%	89.5%
Year 04	85.3%	87.1%	90.3%
Year 05	87.2%	85.6%	88.6%
Year 06	84.9%	88.6%	81.8%
Total	86.3%	88.2%	89.2%

Data Source: Department for Education Attendance Data, Semester 1 Report 2024. A blank cell indicates there we no students enrolled. 'Primary Other' includes students enrolled in specialised education options. 'Secondary Other' includes students who have already spent a year at Year 12 and elected to undertake further study at Year 12.

Attendance Comment

In South Australia, all children and young people must be in school from 6 years to 16 years old. They must attend a government or non-government school full time. From age 16 to 17 however, young people must attend school or an approved learning program (such as an apprenticeship, traineeship, accredited course or university). Schools and parents must encourage and support students to come to school every day. Parents and caregivers must make sure their child is enrolled in a school, and attends school all day and everyday it is open, unless a child is sick or has an approved exemption. Teachers and leaders actively follow up when a student misses school, including recording all absences and non-attendance. All schools in South Australia have local attendance procedures governed under the Education and Children's Services Regulations 2020.

School Parent Opinion Survey Results



Data Source: 2024 Department for Education Parent Opinions Survey, Term 3 2024.

Intended Destination

Leave Reason	Number	%
IS - INTERSTATE	1	17.0%
TG - TRANSFERRED TO SA GOVERNMENT SCHOOL	5	83.0%

Data Source: Department for Education Destination Data Report, 2024. Data extract term 3 2024. Data shows recorded destinations for students that left the school in the previous year. Data is uploaded by schools in term 3 and may not reflect final or total figures at time of report creation.

Highest Qualifications held by the teaching workforce and workforce composition

All teachers at this school are qualified and registered with the SA Teachers Registration Board.

Qualification Level	Number of Qualifications
Bachelor's degrees or Diplomas	18
Postgraduate Qualifications	2

Data Source: Data extracted from Mandatory Workforce Information Collections as on the last pay date of June 2024. As self-reported by staff in the system.

Please note: Data includes staff who are Actively employed and on extended paid leave. Please note only the highest qualification of the Teaching staff is reported. Excludes any number of other certifications earned.

Workforce composition including indigenous staff

	Teaching Staff		Non-Teaching Staff	
	Indigenous	Non-Indigenous	Indigenous	Non-Indigenous
Full-Time Equivalents	0.0	18.5	0.4	11.0
Persons	0.0	20.0	1.0	15.0

Data Source: Data extracted from Mandatory Workforce Information Collection as on the last pay date of June 2024.

Please note: Data includes staff who are actively employed and on extended paid leave. "Indigenous category" is self-reported by staff in the system.

Financial Statement

Funding Source	Amount
Grants: State	\$3619787.42
Grants: Commonwealth	\$7050
Parent Contributions	\$103388.28
Fund Raising	\$24461.16
Other	

Data Source: School supplied data.